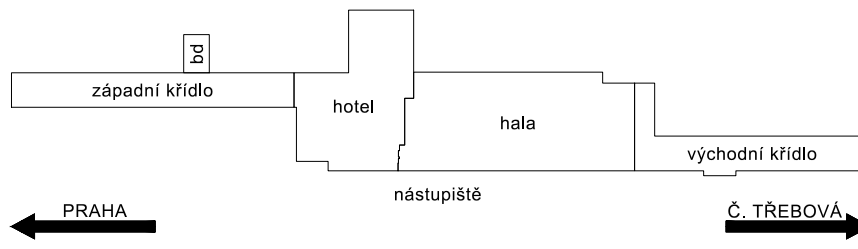





Orientační schéma: <div style="text-align: center; margin-top: 20px;">  </div>	Paré: Razítko oprávněné osoby:
Podpis: _____ Datum: _____	

Revize:	Datum:	Popis:	Kontroloval:

Stavebník / investor: Adresa: Zástupce investora: Adresa:	Správa železnic, státní organizace Dlážďená 1003/7, 110 00 Praha 1 Stavební správa východ Nerudova 773/1, 779 00 Olomouc	
---	--	---

Zhotovitel díla: Adresa: Kontakt:	Společnost "SEU + SP + PRODIN + SIEBTAL_VB PARDUBICE_DSP, PDPS" Olšanská 2643/1a, 130 00 Praha 3 T: +420 477 012 250 E: info@sudopeu.cz	
Zhotovitel části / objektu: Adresa: Kontakt:	Domat Control System s.r.o. U Panasonicu 376, 530 06 Pardubice T: +420 461 100 823 E: info@domat.cz	
Hlavní projektant (HIP): ING. JANA PTÁČKOVÁ		Specialista: Ing.arch Veronika Halamová

Název stavby / akce:	Rekonstrukce výpravní budovy v žst. Pardubice - 2. etapa (hala, křídla)	Označení (S-kód): S621700089 Zakázka: 21-020.640
Název části:	Měření a regulace, automatický systém řízení, elektrická požární signalizace	Označení části: D.1.4.2
Název objektu:	MaR - západní křídlo a bytový dům	Číslo objektu / komplexu: PS 61-04-34
Název přílohy: Název dílčí části přílohy:	Regulační schémata	Číslo přílohy: 2 . 001
Odpovědný projektant: Ing. D.Leinweberová	Zpracovatel přílohy: Ing. D.Leinweberová	Stupeň dokumentace: PDPS
Kraj: Pardubický	Katastrální území: Pardubice	Smluvní datum zpracování: 15.7.2023
S-kód: S 6 2 1 7 0 0 0 8 9 Stupeň dokumentace: P D P S Část: D 1 4 2 X Objekt: P S 6 1 0 4 3 4 Podobjekt: X X Příloha: 2 Revize: 0 0 1		

0	1	2	3	4	5	6	7	8	9
---	---	---	---	---	---	---	---	---	---

Obsah

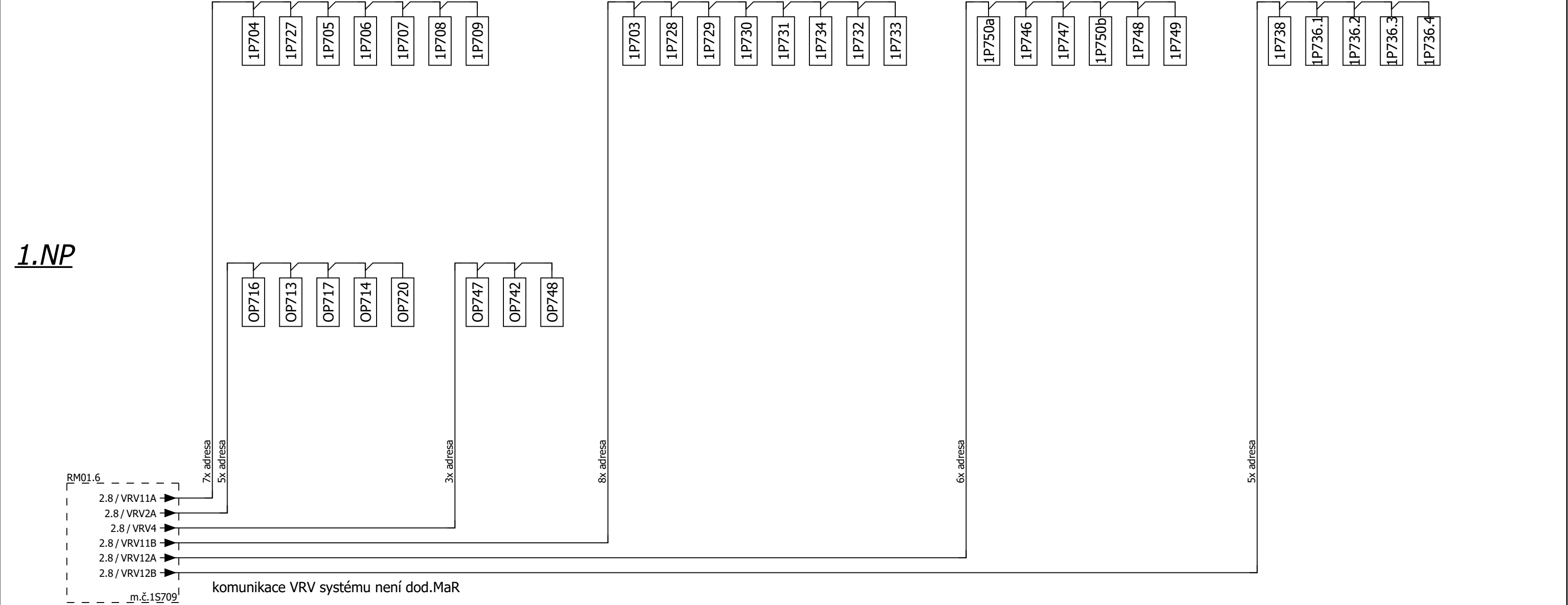
Sloupec X: Automaticky generovaná stránka byla dodatečně ručně upravena F06_001

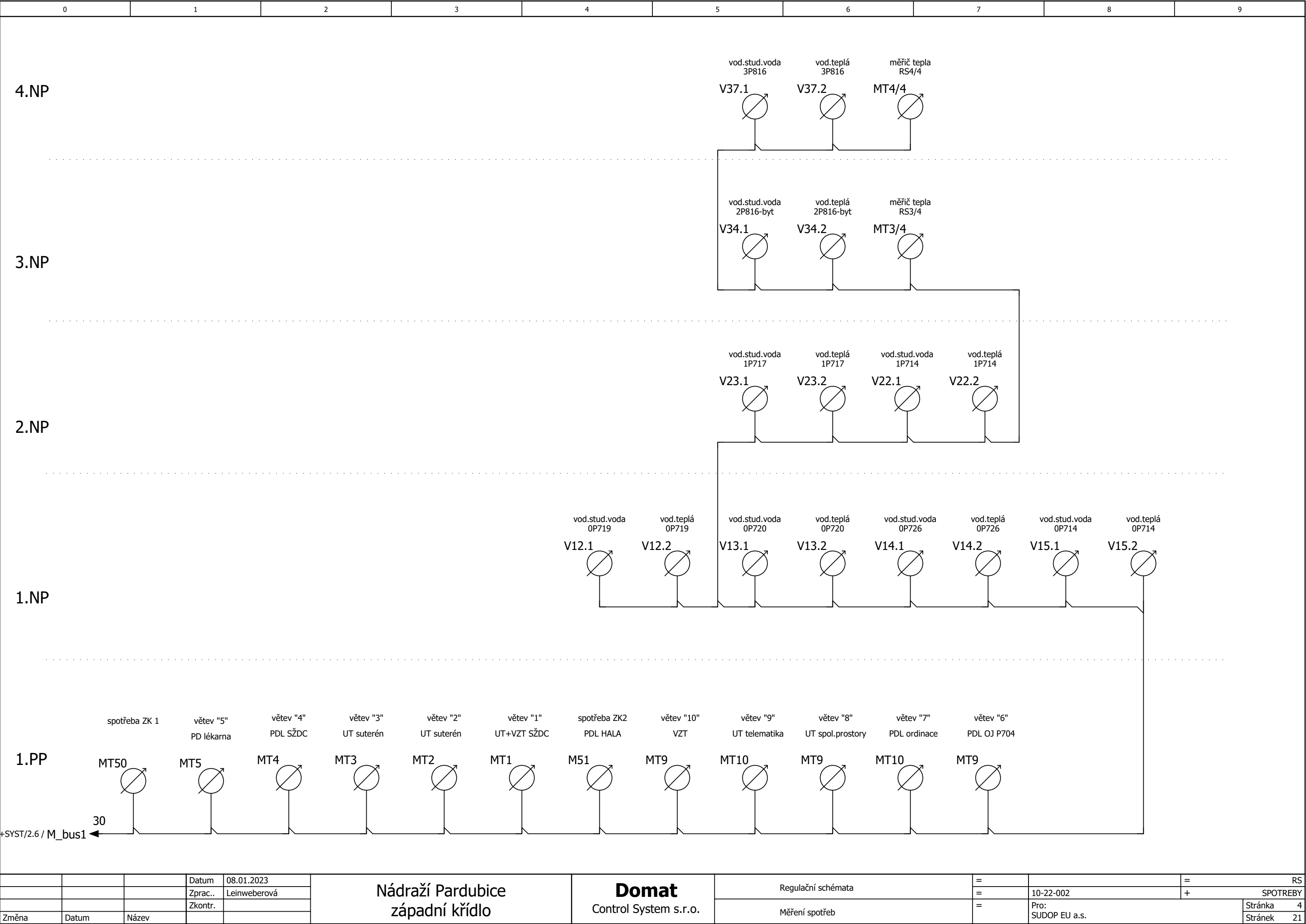
[illegible]

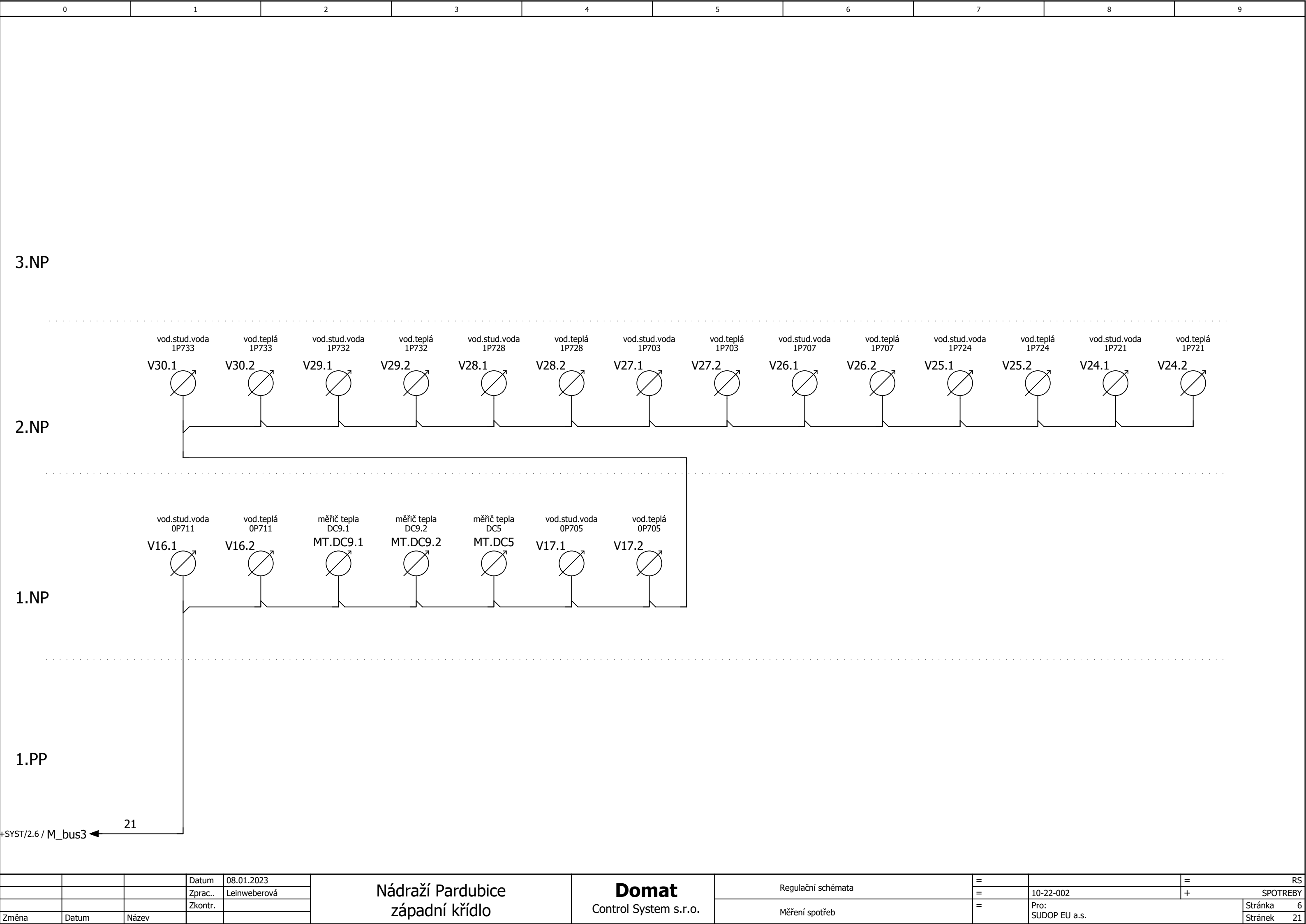
			Datum	08.01.2023	Nádraží Pardubice západní křídlo	Domat Control System s.r.o.	Regulační schémata	=		=	RS			
			Zprac..	Leinweberová					=	10-22-002	+	OBS		
			Zkontr.						=	Pro: SUDOP EU a.s.			Stránka	1
Změna	Datum	Název						Obsah					Stránek	21

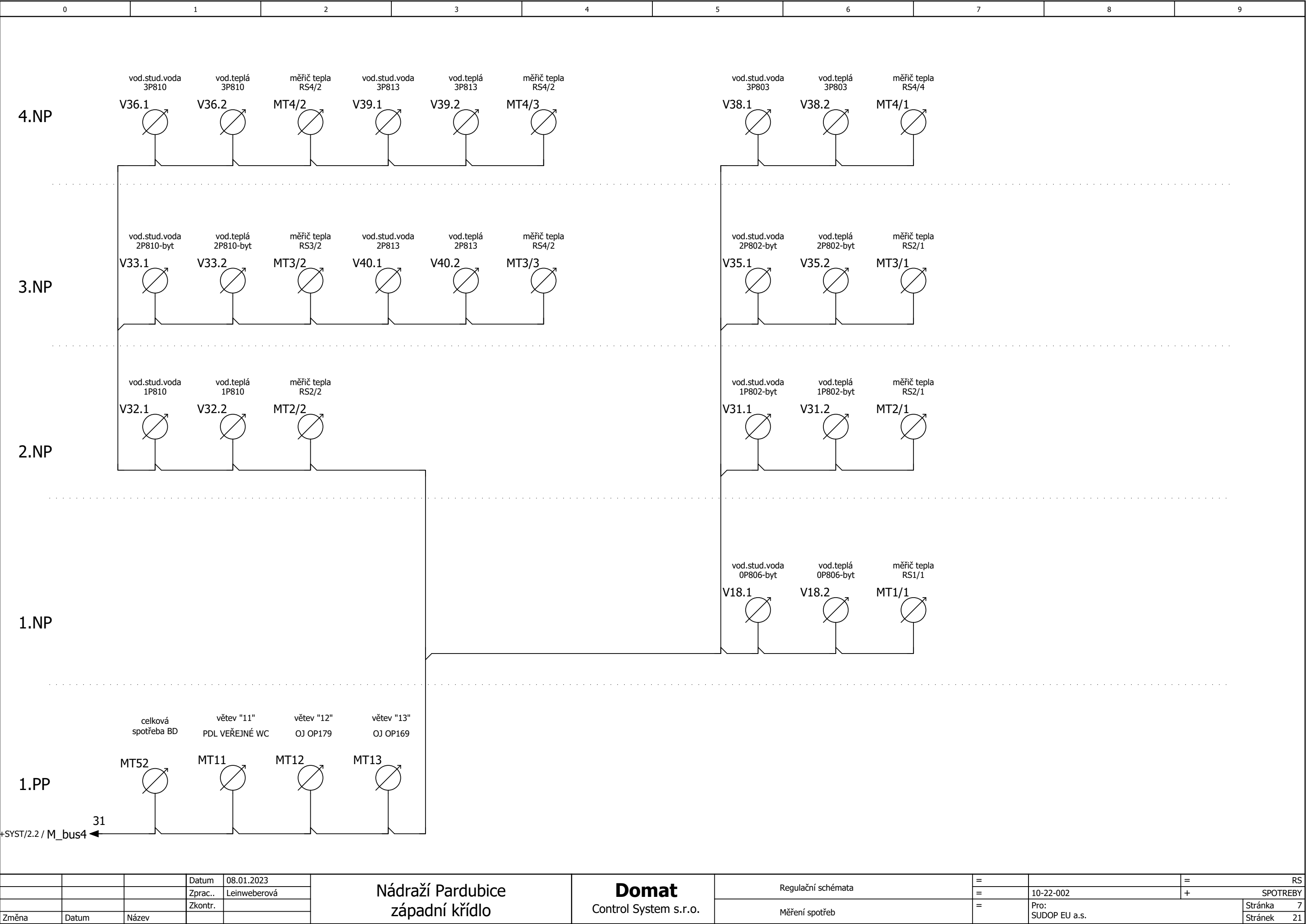
2.NP

1.NP









ROZDĚLOVAČ/SBĚRAČ R1+S1

větev "1"

větev "2"

větev "3"

PDL BD

PDL BD

PDL BD

PT11

PT12

PT13

BT11

BT12

BT13

C11

C12

C13



230V
21-193W

230V
21-193W

230V
21-193W

RV11

RV12

RV13



MT11

MT12

MT13



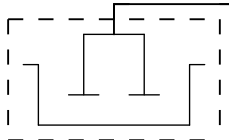
BT52

MT52

P52



LA11



A1_AI

A1_DI

A1_AO

A1_DO

AI1

AI2

AI3

AI4

AI5

DI2

DI1

DI4

DI3

DI5

DI6

DI7

AO1

AO2

AO3

























DO1

DO2

DO3

























Osazení analogových vstupů

A1_AI

AI 1		/8.2	-P52	Tlak zpátečka
AI 2		/8.2	-BT52	Teplota přívod
AI 3		/8.3	-BT11	Teplota ÚT
AI 4		/8.4	-BT12	Teplota ÚT
AI 5		/8.5	-BT13	Teplota ÚT
AI 6				
AI 7				
AI 8				
AI 9				
AI 10				
AI 11				
AI 12				
AI 13				
AI 14				
AI 15				
AI 16				
AI 17				
AI 18				
AI 19				
AI 20				
AI 21				
AI 22				
AI 23				
AI 24				

































Osazení analogových výstupů

A1_AO

AO 1		/8.3	-RV11	Ventil ÚT
AO 2		/8.4	-RV12	Ventil ÚT
AO 3		/8.5	-RV13	Ventil ÚT
AO 4				
AO 5				
AO 6				
AO 7				
AO 8				
AO 9				
AO 10				
AO 11				
AO 12				
AO 13				
AO 14				
AO 15				
AO 16				
AO 17				
AO 18				
AO 19				
AO 20				
AO 21				
AO 22				
AO 23				
AO 24				

































Osazení digitálních vstupů

A1_DI

DI 1		/8.3	-C11	Chod
DI 2		/8.3	-PT11	Přetopení větve
DI 3		/8.4	-C12	Chod
DI 4		/8.4	-PT12	Přetopení větve
DI 5		/8.5	-PT13	Přetopení větve
DI 6		/8.5	-C13	Chod
DI 7		/8.9	-LA11	Zaplavení
DI 8				
DI 9				
DI 10				
DI 11				
DI 12				
DI 13				
DI 14				
DI 15				
DI 16				
DI 17				
DI 18				
DI 19				
DI 20				
DI 21				
DI 22				
DI 23				
DI 24				
DI 25				
DI 26				
DI 27				
DI 28				
DI 29				
DI 30				
DI 31				
DI 32				

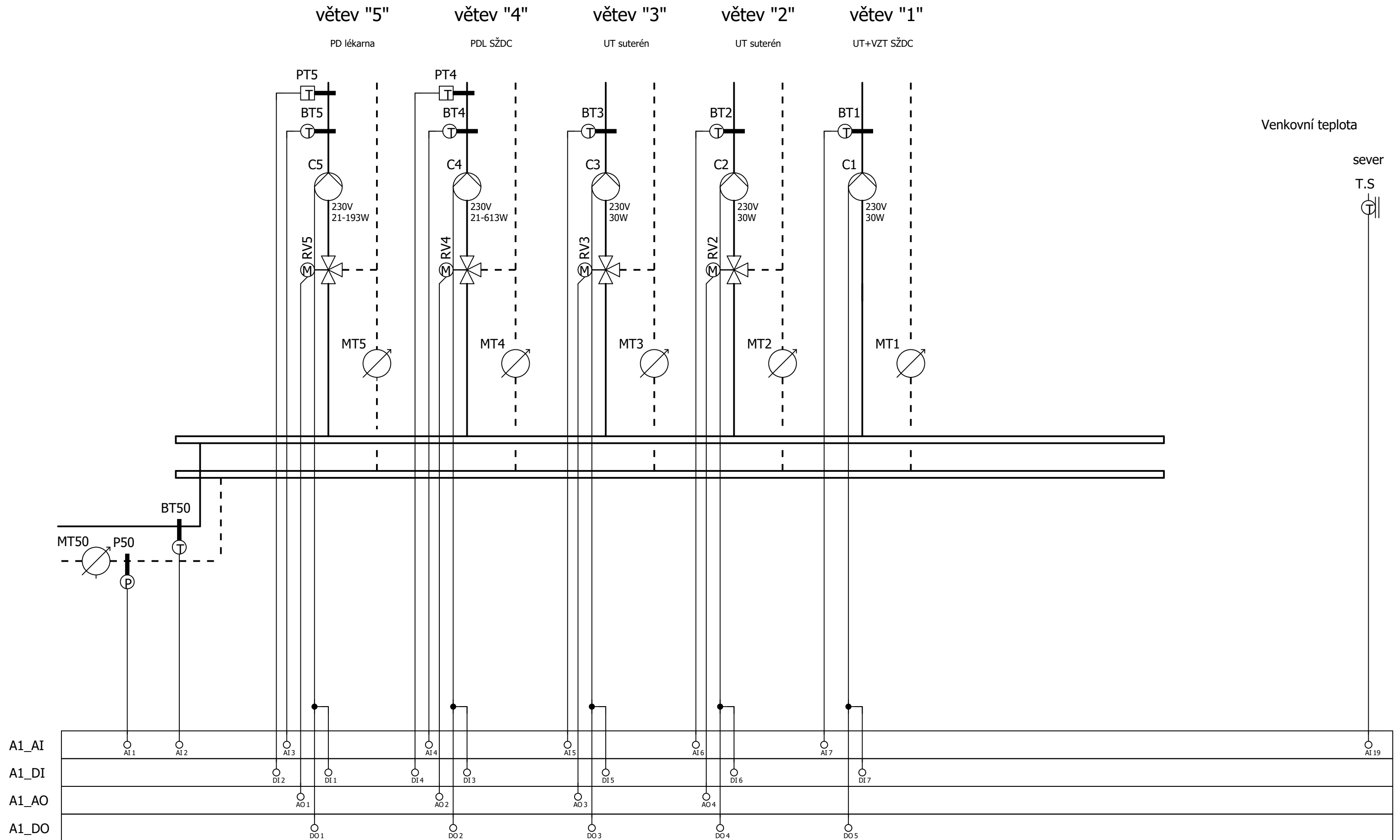
Osazení digitálních výstupů

A1_DO

DO 1		/8.3	-C11	Čerpadlo
DO 2		/8.4	-C12	Čerpadlo
DO 3		/8.5	-C13	Čerpadlo
DO 4				
DO 5				
DO 6				
DO 7				
DO 8				
DO 9				
DO 10				
DO 11				
DO 12				
DO 13				
DO 14				
DO 15				
DO 16				
DO 17				
DO 18				
DO 19				
DO 20				
DO 21				
DO 22				
DO 23				
DO 24				
DO 25				
DO 26				
DO 27				
DO 28				
DO 29				
DO 30				
DO 31				
DO 32				

0	1	2	3	4	5	6	7	8	9
---	---	---	---	---	---	---	---	---	---

ROZDĚLOVAČ/SBĚRAČ R2A+S2A



			Datum	09.01.2023	Nádraží Pardubice západní křídlo	Domat Control System s.r.o.	Regulační schémata		=		=	RS		
			Zprac..	Leinweberová					=	10-22-002		+	RM01_6	
			Zkontr.											
Změna	Datum	Název							Rozdělovač/sběrač R2A/S2A	=	Pro: SUDOP EU a.s.			Stránka 10 Stráneek 21

0	1	2	3	4	5	6	7	8	9
---	---	---	---	---	---	---	---	---	---

ROZDĚLOVAČ/SBĚRAČ R2B+S2B

větev "10"

VZT

větev "9"

UT telematika

větev "8"

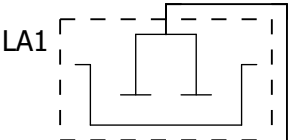
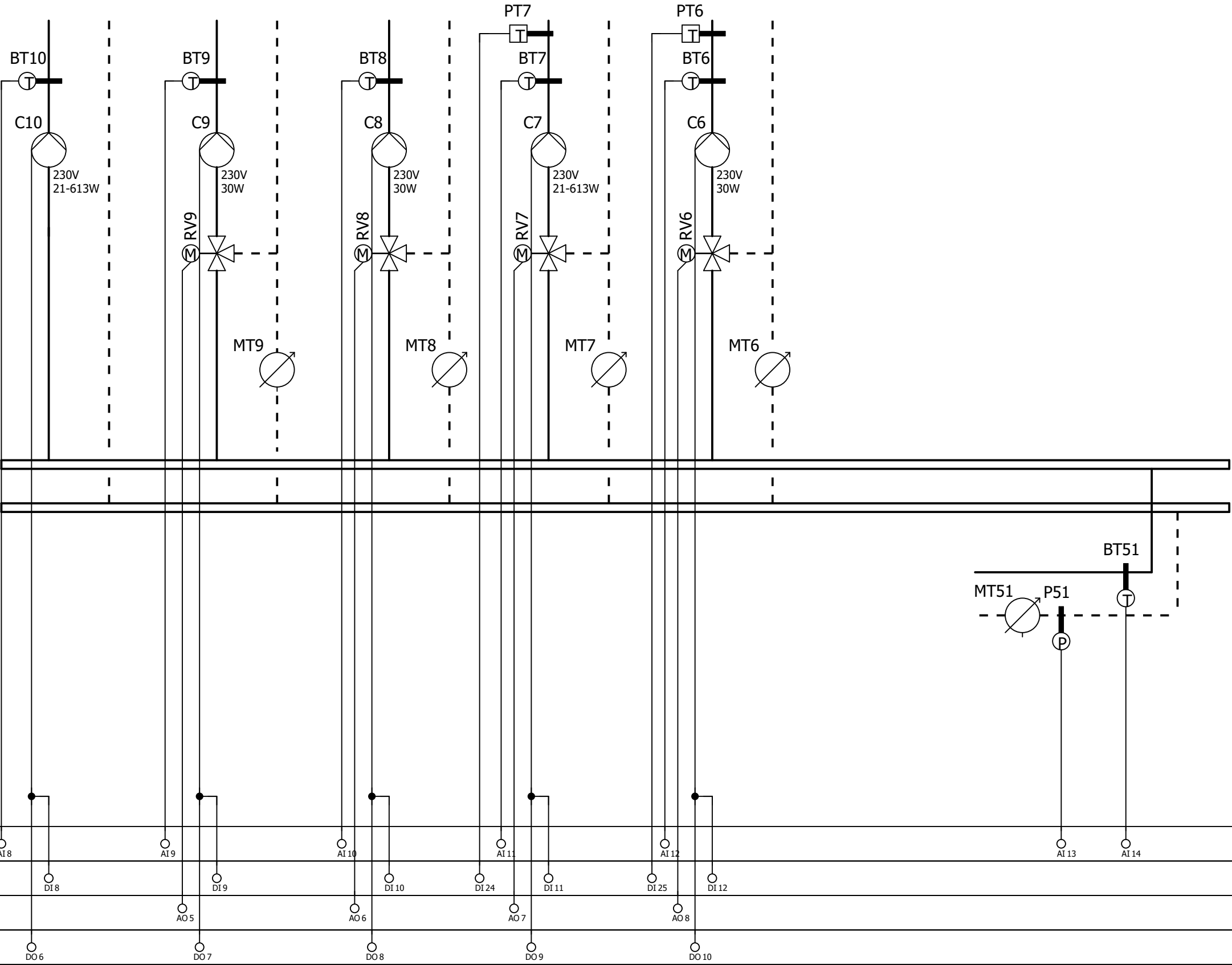
UT spol.prostory

větev "7"

PDL ordinace

větev "6"

PDL OJ P704

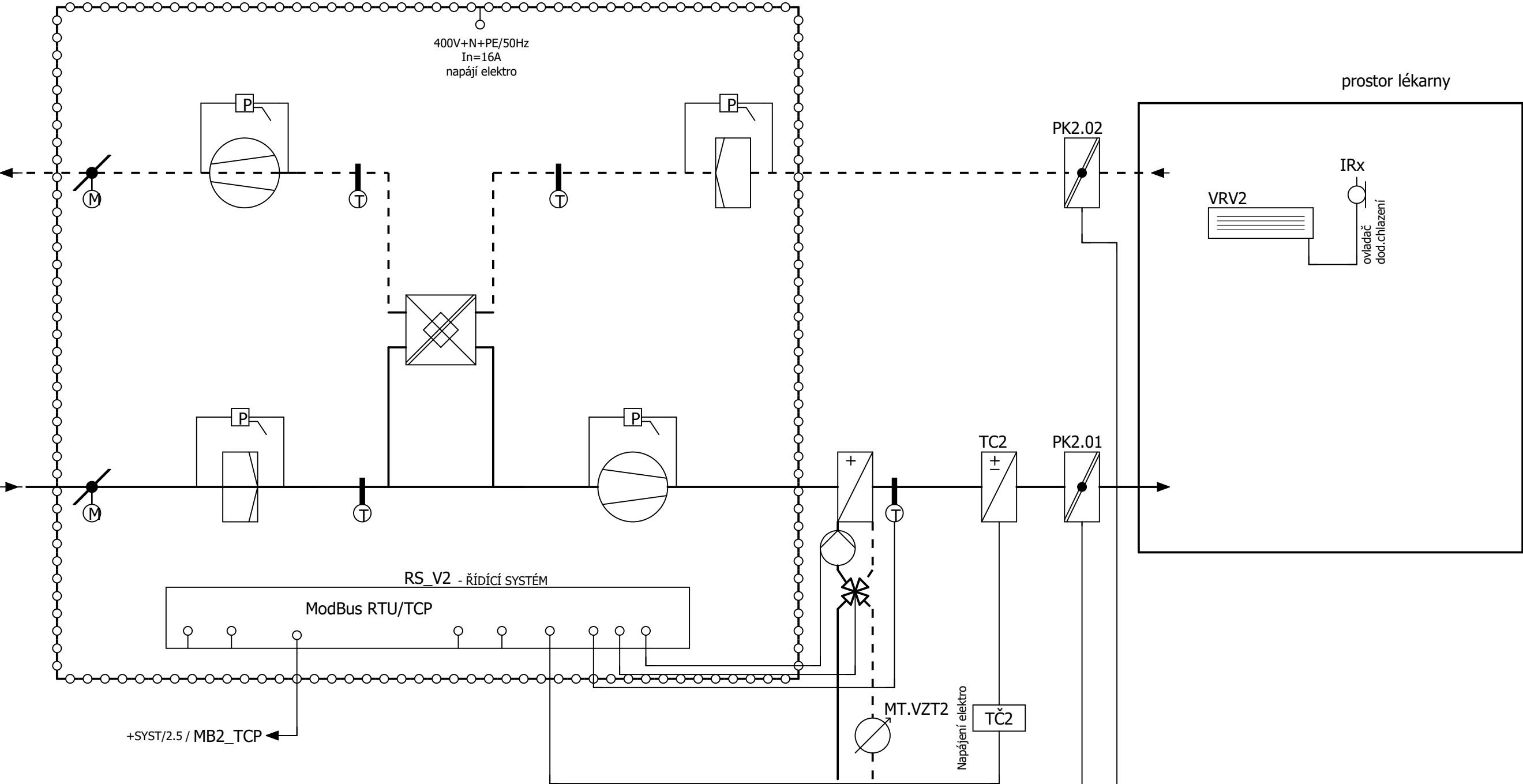


A1_AI	AI8	AI9	AI10	AI11	AI12	AI13	AI14	
A1_DI	DI8	DI9	DI10	DI24	DI11	DI25	DI12	DI13
A1_AO		AO5	AO6	AO7	AO8			
A1_DO	DO6	DO7	DO8	DO9	DO10			

			Datum	10.01.2023	Nádraží Pardubice západní křídlo	Domat Control System s.r.o.	Regulační schémata	=		=	RS
			Zprac..	Leinweberová				=	10-22-002	+	RM01_6
			Zkontr.					=	Pro: SUDOP EU a.s.		Stránka 11
Změna	Datum	Název					Rozdělovač/sběrač R2B/S2B				Stránek 21

VZT 2 - lékarna

VZT jednotka je dodána s regulací a komunikačním rozhraním modbus TCP

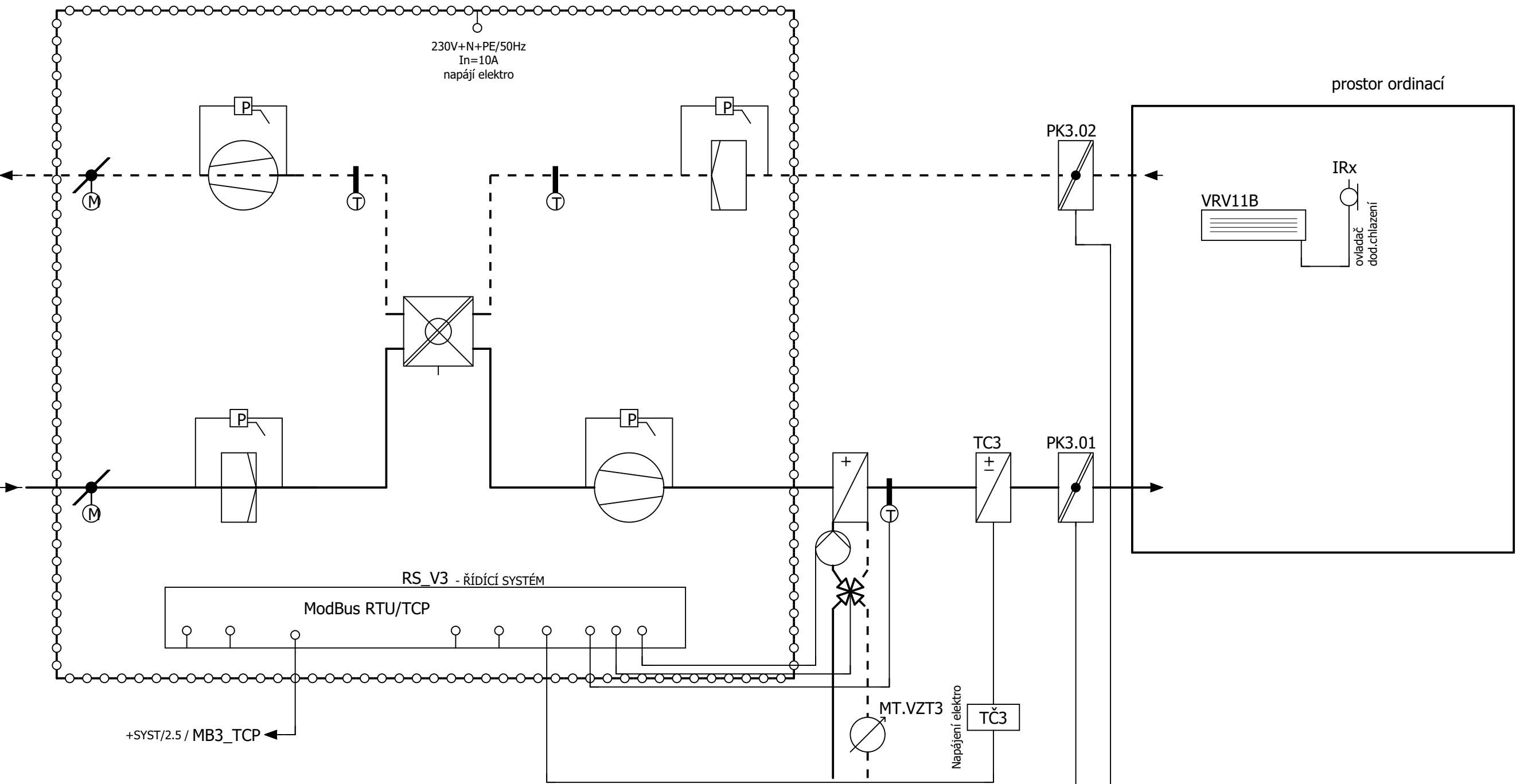


prokabelování periférií mimo jednotku součástí dodávky MaR
periferie dodávka VZT (servopohony, čidla, ovladač)

A1_AI	
A1_DI	
A1_AO	
A1_DO	

VZT 3 - ordinace

VZT jednotka je dodána s regulací a komunikačním rozhraním modbus TCP

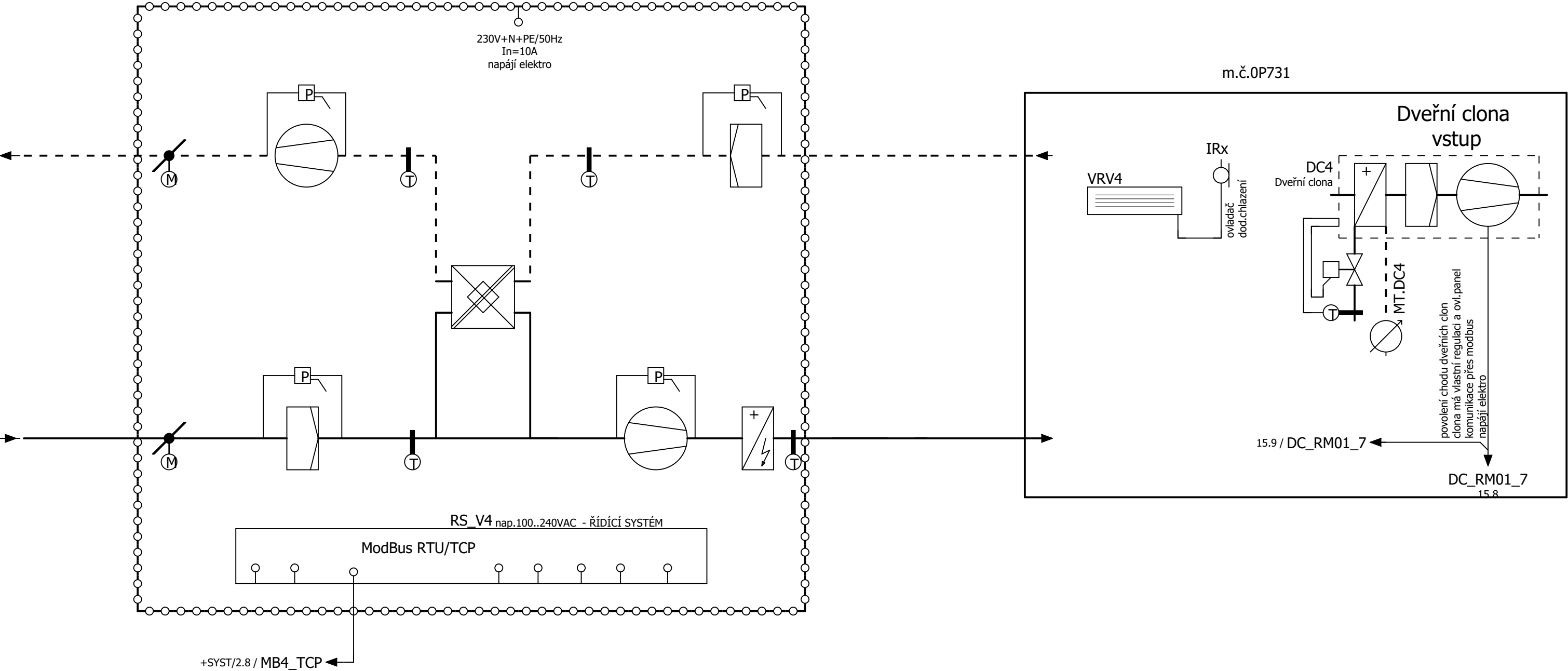


prokabelování periférií mimo jednotku součástí dodávky MaR
periferie dodávka VZT (servopohony, čidla, ovladač)

A1_AI	
A1_DI	
A1_AO	
A1_DO	

VZT 4 - obchod noviny

VZT jednotka je dodána s regulací a komunikačním rozhraním modbus TCP

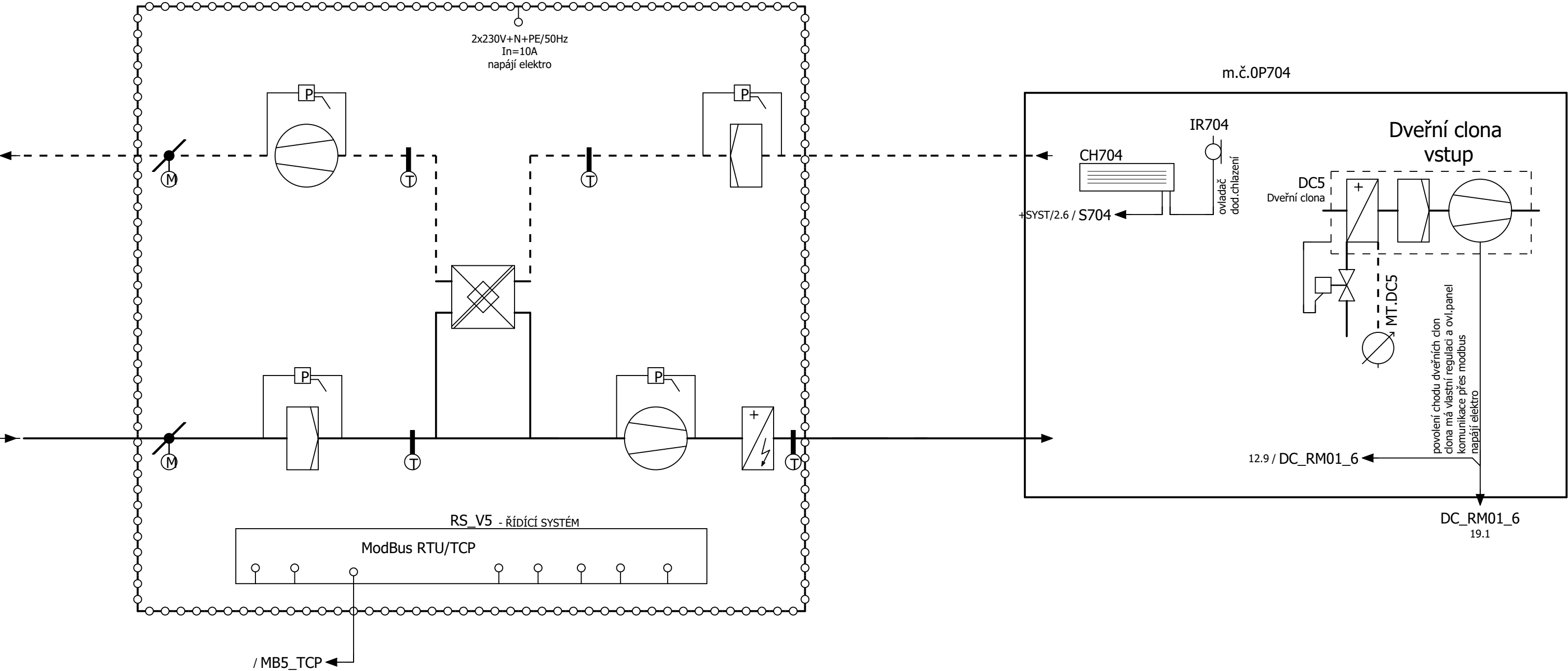


prokabelování periferií mimo jednotku součástí dodávky MaR
periferie dodávka VZT (servopohony, čidla, ovladač)

A1_AI	
A1_DI	
A1_AO	
A1_DO	

VZT 5 - obchod

VZT jednotka je dodána s regulací a komunikačním rozhraním modbus TCP

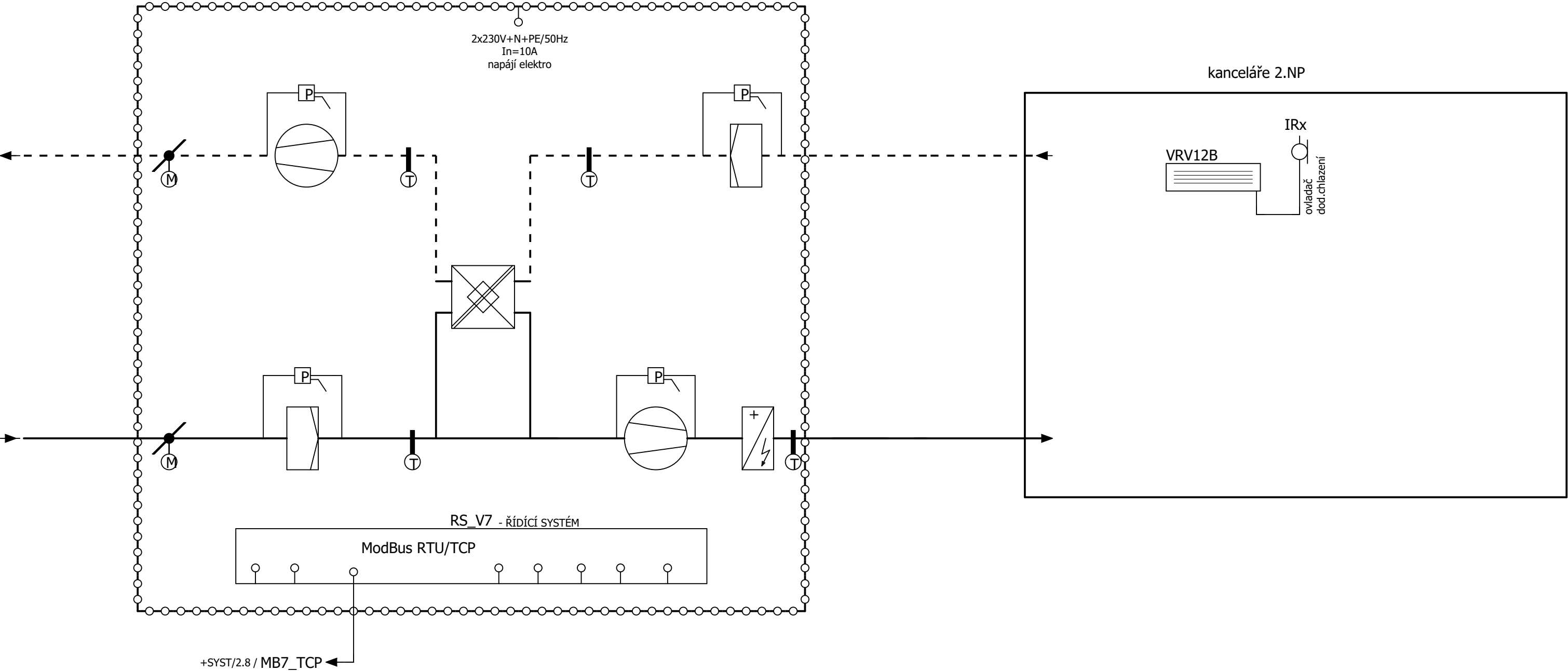


prokabelování periferií mimo jednotku součástí dodávky MaR
periferie dodávka VZT (servopohony, čidla, ovladač)

A1_AI	
A1_DI	
A1_AO	
A1_DO	

VZT 7 - kanceláře 2.NP střed

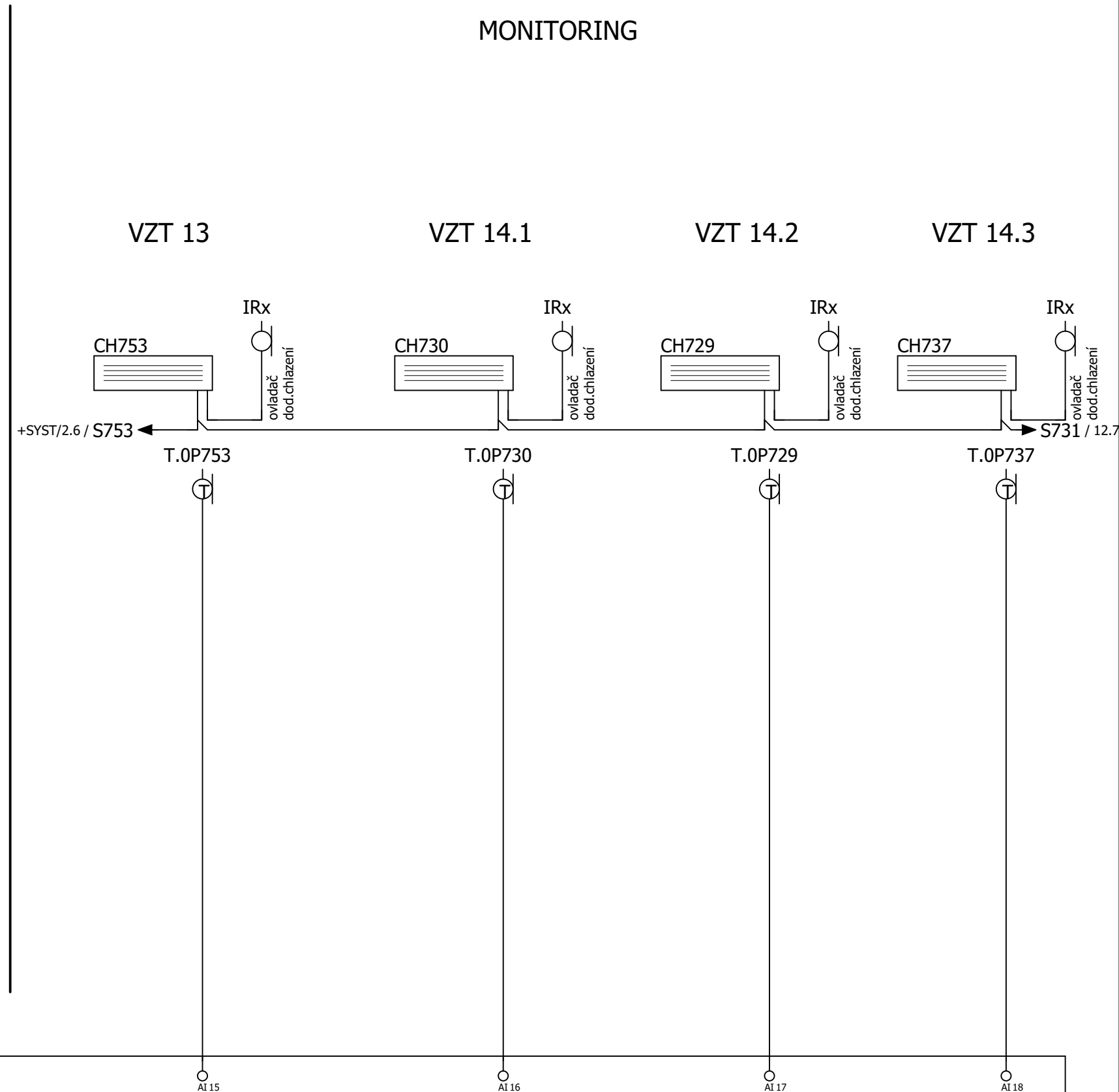
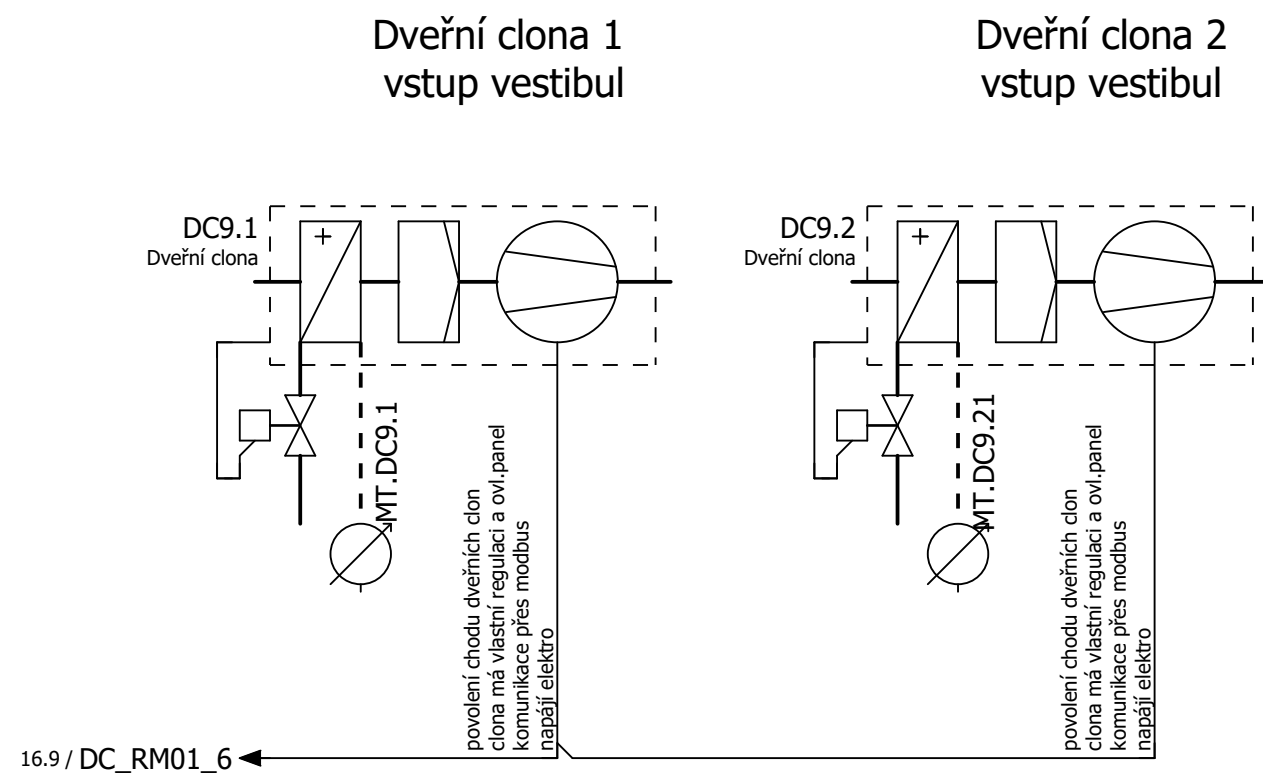
VZT jednotka je dodána s regulací a komunikačním rozhraním modbus TCP



prokabelování periferií mimo jednotku součástí dodávky MaR
periferie dodávka VZT (servopohony, čidla, ovladač)

A1_AI	
A1_DI	
A1_AO	
A1_DO	

0	1	2	3	4	5	6	7	8	9
---	---	---	---	---	---	---	---	---	---



























A1_AI	<div> <div></div> <div>AI 15</div> </div> <div> <div></div> <div>AI 16</div> </div> <div> <div></div> <div>AI 17</div> </div> <div> <div></div> <div>AI 18</div> </div>
A1_DI	
A1_AO	
A1_DO	

			Datum	08.01.2023	Nádraží Pardubice západní křídlo	Domat Control System s.r.o.	Regulační schémata	=		=	RS	
			Zprac..	Leinweberová				=	10-22-002	+	RM01_6	
			Zkontr.				VZT 9 - clony vstup	=	Pro: SUDOP EU a.s.		Stránka	19
Změna	Datum	Název							Stránek	21		

























Osazení analogových vstupů

A1_AI

AI 1		/10.1	-P50	Tlak zpátečka
AI 2		/10.1	-BT50	Teplota přívod
AI 3		/10.2	-BT5	Teplota ÚT
AI 4		/10.3	-BT4	Teplota ÚT
AI 5		/10.4	-BT3	Teplota ÚT
AI 6		/10.4	-BT2	Teplota ÚT
AI 7		/10.5	-BT1	Teplota ÚT
AI 8		/11.1	-BT10	Teplota ÚT
AI 9		/11.2	-BT9	Teplota ÚT
AI 10		/11.3	-BT8	Teplota ÚT
AI 11		/11.4	-BT7	Teplota ÚT
AI 12		/11.5	-BT6	Teplota ÚT
AI 13		/11.7	-P51	Tlak zpátečka
AI 14		/11.7	-BT51	Teplota přívod
AI 15		/19.5	-T.0P753	Teplota prostor
AI 16		/19.7	-T.0P730	Teplota prostor
AI 17		/19.8	-T.0P729	Teplota prostor
AI 18		/19.9	-T.0P737	Teplota prostor
AI 19		/10.9	-T.S	Venkovní teplota
AI 20				
AI 21				
AI 22				
AI 23				
AI 24				

































Osazení analogových výstupů

A1_AO

AO 1		/10.2	-RV5	Ventil ÚT
AO 2		/10.3	-RV4	Ventil ÚT
AO 3		/10.4	-RV3	Ventil ÚT
AO 4		/10.5	-RV2	Ventil ÚT
AO 5		/11.2	-RV9	Ventil ÚT
AO 6		/11.3	-RV8	Ventil ÚT
AO 7		/11.4	-RV7	Ventil ÚT
AO 8		/11.5	-RV6	Ventil ÚT
AO 9				
AO 10				
AO 11				
AO 12				
AO 13				
AO 14				
AO 15				
AO 16				
AO 17				
AO 18				
AO 19				
AO 20				
AO 21				
AO 22				
AO 23				
AO 24				
































Osazení digitálních vstupů

A1_DI

DI 1		/10.2	-C5	Chod
DI 2		/10.2	-PT5	Přetopení větve
DI 3		/10.3	-C4	Chod
DI 4		/10.3	-PT4	Přetopení větve
DI 5		/10.4	-C3	Chod
DI 6		/10.5	-C2	Chod
DI 7		/10.6	-C1	Chod
DI 8		/11.1	-C10	Chod
DI 9		/11.2	-C9	Chod
DI 10		/11.3	-C8	Chod
DI 11		/11.4	-C7	Chod
DI 12		/11.5	-C6	Chod
DI 13		/11.9	-LA1	Zaplavení
DI 14		/12.6	-PK1.01	Signalizace PK
DI 15		/12.6	-PK1.02	Signalizace PK
DI 16		/13.6	-PK2.01	Signalizace PK
DI 17		/13.6	-PK2.02	Signalizace PK
DI 18		/14.6	-PK3.01	Signalizace PK
DI 19		/14.6	-PK3.02	Signalizace PK
DI 20		/20.0	-PK8.01	Signalizace PK
DI 21		/20.1	-PK8.02	Signalizace PK
DI 22		/20.1	-PK8.03	Signalizace PK
DI 23		/20.2	-PK10.01	Signalizace PK
DI 24		/11.4	-PT7	Přetopení větve
DI 25		/11.5	-PT6	Přetopení větve
DI 26				
DI 27				
DI 28				
DI 29				
DI 30				
DI 31				
DI 32				

Osazení digitálních výstupů

A1_DO

DO 1		/10.2	-C5	Čerpadlo
DO 2		/10.3	-C4	Čerpadlo
DO 3		/10.4	-C3	Čerpadlo
DO 4		/10.5	-C2	Čerpadlo
DO 5		/10.6	-C1	Čerpadlo
DO 6		/11.1	-C10	Čerpadlo
DO 7		/11.2	-C9	Čerpadlo
DO 8		/11.3	-C8	Čerpadlo
DO 9		/11.4	-C7	Čerpadlo
DO 10		/11.5	-C6	Čerpadlo
DO 11				
DO 12				
DO 13				
DO 14				
DO 15				
DO 16				
DO 17				
DO 18				
DO 19				
DO 20				
DO 21				
DO 22				
DO 23				
DO 24				
DO 25				
DO 26				
DO 27				
DO 28				
DO 29				
DO 30				
DO 31				
DO 32	